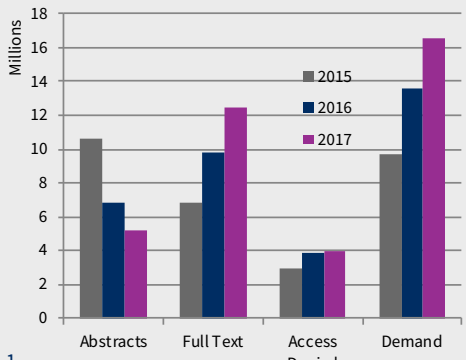


Cochrane Organisational Dashboard 2017

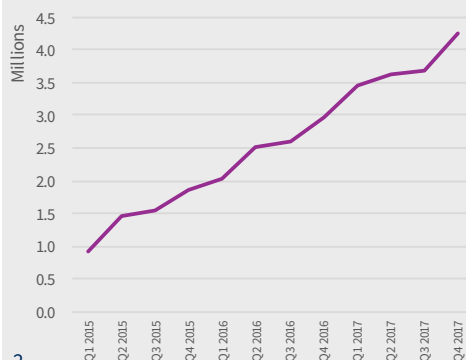
Commentary

- Millions more people accessed and used Cochrane evidence to inform their health decisions: 12.5 million Review downloads made from the Cochrane Library in 2017 (28% up from 2016); total Library demand up 70% from 2015; and Cochrane.org web visits increased from 5.7 million in 2015 to over 15 million in 2017 (4.2 million sessions in Q4 alone).
- New national licences in India and South Africa contributed to 3.66 billion people worldwide having free at the point of use access to the Library.
- All of Cochrane's 2017 targets were met with the exception of the launch of the new Cochrane Library (which is now scheduled for April 2018).
- Cochrane Library sales and royalties increased dramatically compared with 2016, contributing to a 31.5% increase in overall income and a £400,000 operational surplus. Cochrane reserves rose to £5.87 million.
- Cochrane Review Group Transformation Programme plans were approved, and implementation work began in Q4 2017.
- Cochrane's new Knowledge Translation framework was approved, and implementation began on the first ten work packages that will put KT at the heart of its future activities;
- CDSR's 5-Year Impact Factor rose to an all-time high of 7.084; and Cochrane Reviews were cited in 80% of all WHO guidelines.
- Cochrane South Africa hosted the first ever, highly-successful Global Evidence Summit (GES), with a record 1,300 delegates attending.
- Cochrane's new Membership scheme and a comprehensive programme of 'Interactive Learning' for authors of systematic reviews were launched at the GES.

Cochrane Library Usage



Cochrane.org Usage



Key Finance Indicators

18% sales
increase compared with 2016

22% royalties
increase compared with 2016

£5.87m reserves
at end of 2017

31.5%
increase in total income

4%
under budget on expenditure

5

Media Coverage
10,422
media hits generated

6

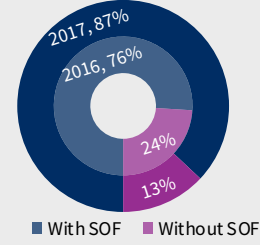
Strategy to 2020 Targets for 2017

PURPLE: not started or N/A; RED: serious concerns; AMBER: some delays; GREEN: on target

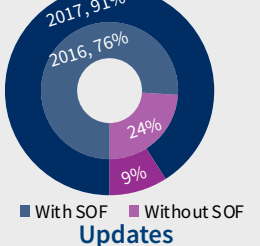
- Complete the development of RevMan Web and begin phased implementation for Cochrane Reviews
- Complete the Transform project
- Complete the delivery of a programme of training and accreditation for editors
- Improve the process of producing translations to make it easier for Cochrane translators and editors
- Define an organization-wide framework for knowledge translation activities
- Complete the first-phase delivery of an enhanced Cochrane Library in English and Spanish
- Host a successful Global Evidence Summit
- Begin implementation of the approved Cochrane Review Group transformation programme, and finalize remaining proposals for organizational Structure & Function reforms
- Launch a Cochrane membership scheme
- Complete implementation of the approved governance reforms

Quality

Reviews with Summary of Findings Tables

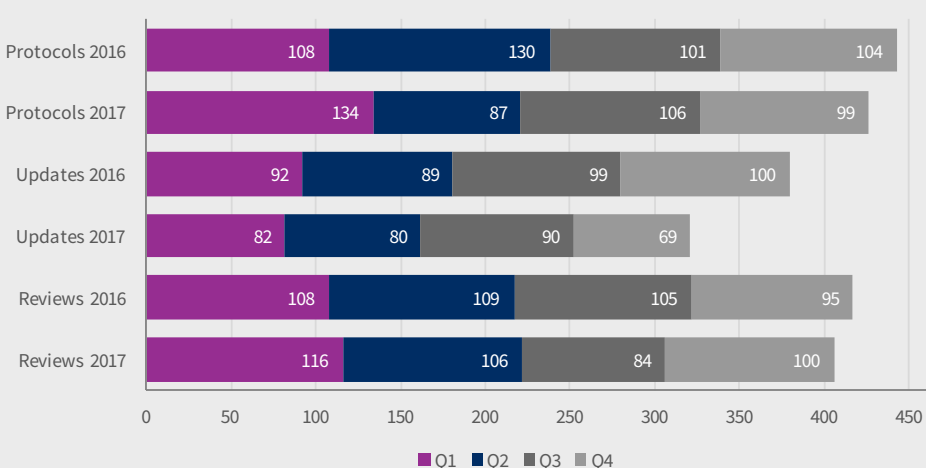


Reviews



Updates

Output



	Q4 2013	Q4 2014	Q4 2015	Q4 2016	Q4 2017
Total Reviews in CDSR	5,819	6,226	6,713	7,133	7510

Relevance and Timeliness

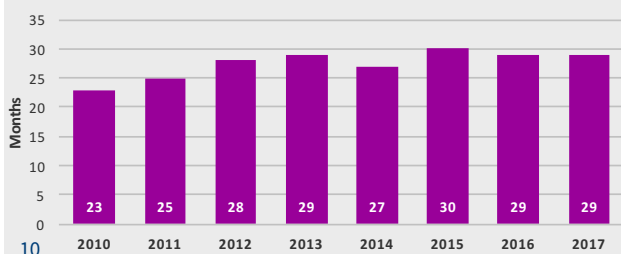
37 New Reviews and 25 Updates from the Cochrane Priority list were published in 2017.

Median time from protocol to review for all new reviews published in 2017= 29 months

Median time from protocol to review for all new priority reviews published in 2017 = 23 months

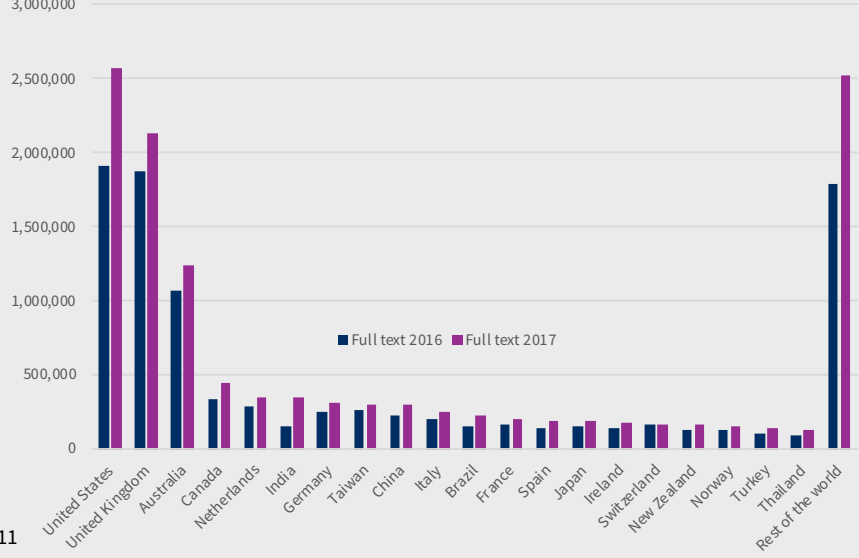
32% of new reviews were completed in 18 months or less

Median Time from Protocol to Review



Geographic Reach

Full text downloads by location



Access

809

Reviews became available under Green Open Access in 2017

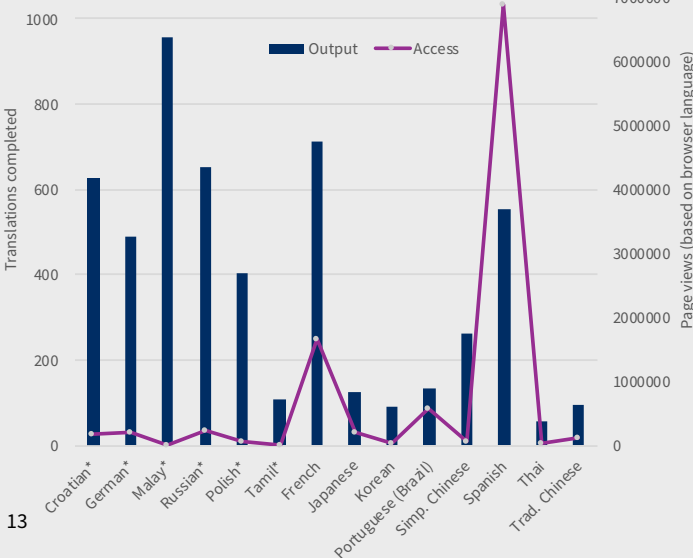
23

Reviews were published as Gold Open Access in 2017

3.66
Billion

people have free at point of use access to Cochrane Reviews

2017 Translation Output



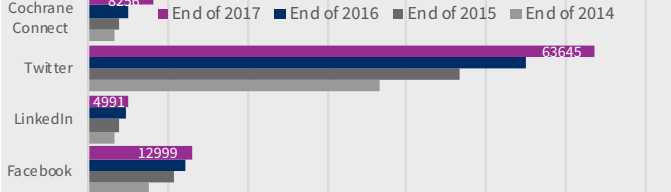
Media and Social Media

Traditional media channels

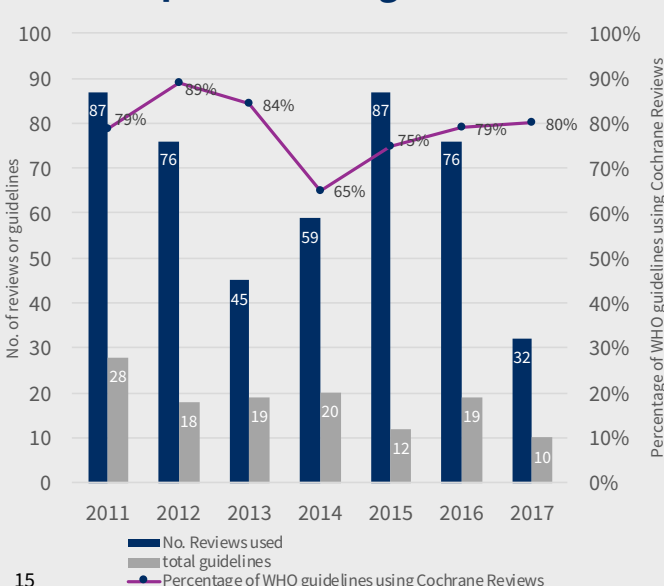
10,422 media hits were recorded in the global media regarding Cochrane or Cochrane Reviews.

During 2017 there were 5 global Cochrane press releases, win addition to more targeted sharing of reviews with media contacts.

Social media channels

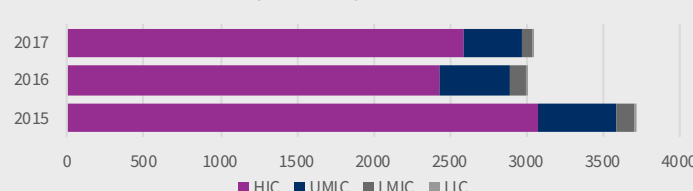


Impact on WHO guidelines

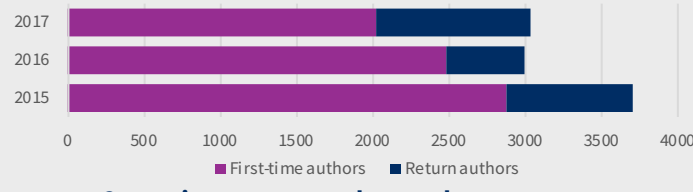


Author distribution

Authors by country income level



First time versus return authors



Countries represented on author teams



Notes on the data

- Access denied means a user tried to download a full text, but did not have a subscription to the Cochrane Library. Demand is the combination of successful full text downloads and attempted full text downloads (access denied).
- The Cochrane website was completely redesigned in Q1 2015 as part of the Cochrane rebranding exercise and has since seen a significant growth in usage.
- Full details are available on the Cochrane Library: <http://www.cochranelibrary.com/cochrane-database-of-systematic-reviews/>
- In 2017 there was a 3% decrease in New Reviews; a 16% decrease in Updated Reviews; and a 4% decrease in New Protocols.
- Reserves and budget spend are only forecast figures until the accounts are audited and made available in the Cochrane Annual Report.
- in 2016 this figure was 4,268, so this reflects good coverage of our activities. However, we have changed to a new media reporting system, for 2017 so the numbers are not directly comparable.
- A fuller report on the 2017 targets will be presented to the Cochrane Board in March and will be made available on the Cochrane Community website.
- Of the 2016 updates 60 had included studies but no SOF. Of the 2016 new reviews 36 had included studies but no SOF.
- See note 4 above.
- The time period measured for these metrics is the time from publication of the first Protocol version to the time of publication for the first full Review version.
For the third year in a row, reviews on the priority list were completed more quickly than the overall median; this should be interpreted with caution as the sample size was low.
- Total full text downloads in 2017 were 12.5 million. Spanish speaking users mostly access the Biblioteca Cochrane Plus which is not accounted for in these figures.
- Free at point of use means a user either has access through our free access to low income countries scheme or they live in a country with a nation provision. More details on access are available here: <http://www.cochranelibrary.com/help/access-options-for-cochrane-library.html>. This figure was returned to its high of 3.66 billion in 2017, following the renewal of the Indian national provision.
- PLS only for languages marked with an asterisk. PLS and abstract for other languages.
- A media hit is an item of media coverage.
The graph shows Cochrane Connect subscribers; Twitter followers; members of our LinkedIn group; and members of our Facebook group.
- In 2016 73 reviews (from 11 Cochrane Review Groups) were used in 14 of 18 (78%) guidelines.
- By author we mean any listed author of a new or update review published in that year. The country status e.g. LMIC are based on the World Bank categorisations: <http://data.worldbank.org/about/country-and-lending-groups>